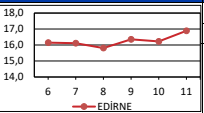
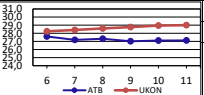
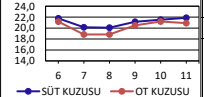
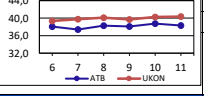
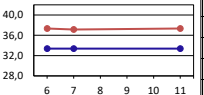
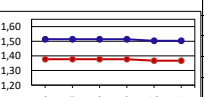
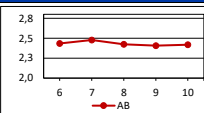
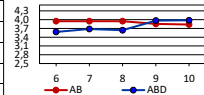
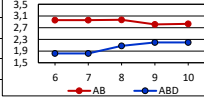
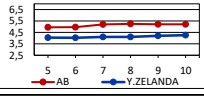
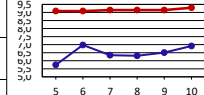


YURT İÇİ	11-17 Mart 2019			4-10 Mart 2019			% DEĞİŞİM HAFTALIK	12-18 Mart 2018			% DEĞİŞİM YILLIK	
	Miktar (kg)	TL/KG	€/KG	Miktar (kg)	TL/KG	€/KG		Miktar (kg)	TL/KG	€/KG		
<b>CANLI DANA</b>												
EDİRNE TİC. BOR.		32.531	16,89	2,76	28.687	16,23	2,69	▲ 4,1	-	-	3,42	3,8
<b>DANA KARKAS</b>												
ANKARA TİC. BOR.		9.267	27,12	4,44	14.782	27,10	4,49	▲ 0,1	81.314	26,32	5,53	3,1
ULUSAL KIR. ET KON.			29,00	4,75		28,95	4,79	▲ 0,2		27,95	5,87	3,8
<b>CANLI KUZU</b>												
OT KUZUSU (EDİRNE)		1.327	20,90	3,42	1.320	21,21	3,51	▼ -1,4	542	19,78	4,15	5,7
SÜT KUZUSU (EDİRNE)		7.283	21,87		7.747	21,53	3,56	▲ 1,6	8.804	21,34	4,48	2,5
<b>KUZU KARKAS</b>												
ANKARA TİC. BOR.		9.274	38,31	6,27	3.888	38,75	6,42	▼ -1,1	2.824	38,16	8,02	0,4
ULUSAL KIR. ET KON.			40,35	6,60		40,28	6,67	▲ 0,2		39,00	8,19	3,5
<b>PERAKENDE FİYATLAR</b>												
<b>ESK KIYMA</b>												
İSTANBUL KIYMA			31,00			31,00		■ 0,0		28,75		7,8
ANKARA KIYMA			39,47			34,96		▲ 12,9		34,15		15,6
ESK KUŞBAŞI			34,00			34,00		■ 0,0		31,00		9,7
İSTANBUL KUŞBAŞI			37,34									
ANKARA KUŞBAŞI			42,01			38,54		▲ 9,0		35,77		17,4
<b>YEM FİYATLARI</b>												
BESİ YEMİ*			1,367			1,367		■ 0,0		1,104		23,8
SÜT YEMİ*			1,503			1,503		■ 0,0		1,167		28,8
YONCA			0,918			0,945		▼ -2,8		0,903		1,7
KORUNGA			0,726			0,713		▲ 1,7		0,860		-15,6
SİLALIK MISIR			0,320			0,374		▼ -14,5		0,340		-5,9
SAMAN			0,506			0,536		▼ -5,6		0,674		-24,9
ARPA			1,134			1,124		▲ 0,9		0,928		22,2
YEMLİK BUĞDAY			1,111			1,137		▼ -2,2		0,908		22,4
MISIR			1,063			1,029		▲ 3,3		0,853		24,6
<b>GİRDİ FİYATLARI</b>												
MOTORİN-V/Max Eurodizel 10 (TL/LT)		Şub.19		Oca.19		Şub.18						
GÜBRE (DAP) (TL/kg)			6,130		5,993		5,175	▲ 2,3		5,175		18,5
GÜBRE (ÜRE) (TL/kg)			2,612		2,712		1,677	▼ -3,7		1,677		55,8
			1,970		1,995		1,256	▼ -1,3		1,256		56,8
<b>TÜKETİCİ FİYATLARI</b>												
DANA ETİ (KUŞBAŞI) TÜKETİCİ FİYATI		Şub.19		Oca.19		Şub.18						
KUZU ETİ (BUT-KEMİKLİ PARÇA) TÜK. FİYATI			40,48		40,57		39,87	▼ -0,2		39,87		1,5
			49,86		49,01		42,57	▲ 1,7		42,57		17,1
<b>TCMB ORTALAMA DÖVİZ KURU</b>												
€/TL		Şub.19		Oca.19		Şub.18						
			5,99		6,14		4,68	▼ -2,6		4,68		27,9

KAYNAKLAR: TİCARET BORSALARI, UKON, TRGM, TARIM KREDİ KOOP. MER.BİRLİĞİ, TÜİK, TMO, PO  
\*Toptan satış fiyatlarına ambalaj gideri, bayi payı eklenmiştir.

Piyasa İzleme ve Değerlendirme Dairesi Başkanlığı

KAYNAKLAR: BORD BİA, AVRUPA KOMİSYONU, USDA,AHDB

YURT DIŞI	04-10 Mart 2019				25 Şubat-03 Mart 2019				% DEĞİŞİM HAFTALIK	05-11 Mart 2018		% DEĞİŞİM YILLIK
	€/KG	TL/KG	€/KG	TL/KG	€/KG	TL/KG	€/KG	TL/KG		€/KG	TL/KG	
<b>BESİLİK DANA</b>												
AB		2,42	14,61	2,41	14,44	▲ 0,5	2,45	11,53	-1,2			
FRANSA		2,68	16,19	2,68	16,08	■ 0,0	2,68	12,62	0,0			
ALMANYA		1,95	11,78	1,95	11,70	■ 0,0	1,95	9,18	0,0			
B.KRALLIK		2,34	14,12	2,26	13,57	▲ 3,4	2,42	11,41	-3,5			
İSPANYA		2,74	16,55	2,71	16,26	▲ 1,1	2,61	12,29	5,0			
İTALYA		2,85	17,21	2,85	17,10	■ 0,0	2,86	13,47	-0,3			
<b>SİĞİR KARKAS (R3)</b>												
AB		3,83	23,15	3,86	23,14	▼ -0,6	3,94	18,57	-2,8			
ABD		3,98	24,02	3,97	23,81	▲ 0,2	3,58	16,88	10,9			
BREZİLYA		2,13	12,89	2,15	12,92	▼ -0,9	2,17	10,24	-1,9			
URUGUAY		2,95	17,84	2,94	17,62	▲ 0,5	2,47	11,64	19,5			
AVUSTRALYA		3,05	18,39	3,07	18,40	▼ -0,7	2,97	13,98	2,6			
<b>İNEK KARKAS (O3)</b>												
AB		2,83	17,09	2,81	16,87	▲ 0,6	3,02	14,22	-6,3			
ABD		2,19	13,25	2,19	13,16	■ 0,0	2,08	9,78	5,7			
FRANSA		3,16	19,09	3,17	19,02	▼ -0,3	3,14	14,79	0,6			
ALMANYA		2,80	16,91	2,77	16,64	▲ 0,9	3,23	15,20	-13,3			
AVUSTRALYA		2,25	13,61	2,29	13,74	▼ -1,6	2,42	11,40	-6,9			
<b>KUZU KARKAS</b>												
AB		5,22	31,52	5,02	30,12	▲ 3,9	5,57	26,21	-6,2			
B.BRİTANYA		4,84	29,23	4,83	28,98	▲ 0,2	5,72	26,94	-15,4			
İSPANYA		4,56	27,54	4,56	27,36	■ 0,0	4,75	22,37	-4,0			
Y.ZELANDA		4,26	25,73	4,20	25,20	▲ 1,4	4,17	19,64	2,2			
AVUSTRALYA		4,16	25,13	4,12	24,72	▲ 1,0	3,92	18,46	6,1			
<b>PERAKENDE KIYMA FİYATLARI</b>												
ABD (%11-20 yağ oranı)		6,92	42,26	6,50	39,28	▲ 6,4	6,46	30,77	7,0			
İNGİLTERE		9,29	56,79	9,14	55,23	▲ 1,6	8,20	39,02	13,4			

#### FİYAT ENDEKSLERİ

